



# HYPERWALLET EXPERIENCE GUIDE


TOTAL LIFE CHANGES®

*Product Influencer*

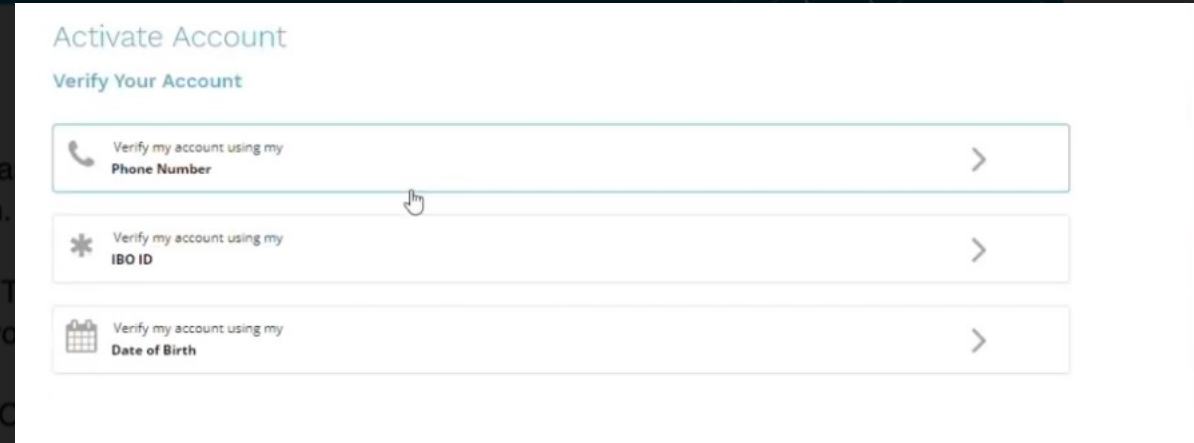
# SETTING UP HYPERWALLET

1. You will receive an email from [notifications@hyperwallet.com](mailto:notifications@hyperwallet.com) to activate your TLC Pay account.

2. Select activate



3. Verify your Identity



Dear Sandy,  
A new account has been registered for you by your organization on TLC Pay Portal, a global payment solution.  
PLEASE NOTE: THIS EMAIL DOES NOT CONSTITUTE NOTICE OF PAYMENT, but is to advise you that your account has been registered and requires activation.  
PLEASE CLICK ON THE BUTTON BELOW to complete activation of your account. In order to activate your account, you will need to know your IBO ID (may also be known as Member ID) which is the number (or name) used by your organization to identify you. If you are unsure of your IBO/Member ID, please contact your organization.

PLEASE CLICK ON THE BUTTON BELOW to activate your account, you will need to know your IBO ID (may also be known as Member ID) which is the number (or name) used by your organization to identify you. If you are unsure of your IBO/Member ID, please contact your organization.

Activate

Thank You  
The TLC Pay Portal Team  
<https://tlc.hyperwallet.com>

#### 4. Create your profile. Set up your security questions for future reference. Agree to Policies and privacy policies from Hyper wallet Terms & Conditions.

**Activate Account**

**Email and Password:**

Email Address: johndoe@yahoo.c

Password: |

Confirm Password:

**Security Questions**

Question One: Please Select...

Answer One:

Question Two: Please Select...

Answer Two:

**Legal Agreements**

Hyperwallet:  I have read and agree to the Hyperwallet Electronic Signature and Communications Delivery Policy.  
 I have read and agree to the Hyperwallet Terms and Conditions and Hyperwallet Privacy Policy.

#### 5. Review the eCommunications Disclosure

**Available Funds**  
\$0.00 USD

**eCommunications Disclosure**

You must consent to this eCommunications Disclosure in order to use these services.

Our products and services are only provided online. Communications related to IRS information, including tax documents, will be delivered electronically. By consenting to this eCommunications Disclosure, you affirm that you understand our eCommunications Disclosure policy and have the means to access this information (i.e., a computer, tablet, or mobile phone with internet access).

Furthermore, you consent to our communicating with you via electronic formats only regarding any agreements, disclosures, notices, and other information and communications regarding your accounts, services, and products, the use of our websites or our other electronic services, your relationship with us, and/or other programs, products, or services that are or may be in the future made available to you (collectively, "communications"). Such communications may include:

- This eCommunications Disclosure and any updates.
- Certain tax information or forms that we are required to provide to you, such as IRS Form 1099-MISC.
- Certain tax information or forms that we ask you to submit electronically, such as IRS Forms W-9, W-8BEN or W-8BEN-E.

By checking this box, I agree to the terms and conditions of Electronic Communications Agreement

LIFE CHANGES<sup>®</sup>  
*Influencer*

## 6. Review your Tax Identification information and Hyperwallet will verify you. This is required in order to start receiving daily pay on your retail orders from TLC.

### Substitute Form W-9

#### Request for Taxpayer Identification Number and Certification

If you cannot update the information below, please try updating your Profile under Settings or contacting TLC Pay Portal to request modifications. For your security, the IRS will reject repeated attempts to verify the same tax information on the same day. Due to high volumes, the IRS may experience frequent service downtimes.

We now require the verification of your tax information to continue servicing your account. Please ensure your First Name, Last Name and SSN (or TIN) matches IRS records to avoid service disruptions. You may update this information below and try again if your tax information cannot be verified. The electronic signature below will require the First and Last name on the account.

#### Taxpayer Identification Information

Federal Tax Classification: Individual/Sole proprietor or single-member LLC

First Name:

Last Name:

#### Taxpayer Identification Number

Verify your TIN in the appropriate box. The TIN provided must match the IRS record to avoid backup withholding. For individuals, this is generally your social security number (SSN). However, for a resident alien your ITIN.

SSN or ITIN:

#### Exemption Codes



Exempt payee code:


## 7. Set up your payment method!

### Request Your Card

Request a prepaid card today. It's the preferred way to get paid:







- Simple and easy to use
- Instant access to your funds
- Supports : [Google Pay](#) | [Samsung Pay](#)
- Accepted by over 30 million merchants worldwide




## 8. Select your payment method

### Select Transfer Method

 PayPal	Shop at millions of global retailers, send and receive money, and more.	 Venmo	Make money fun while you track, spend and share your way.
 Bank Account	 Prepaid Card	 Paper Check	 MoneyGram



Once these steps are complete, you'll be ready to start receiving TLC Daily Pay!



Each time you're paid with Hyperwallet, you'll receive an email with your payment confirmation.

TOTAL LIFE CHANGES<sup>®</sup>

*Product Influencer*